

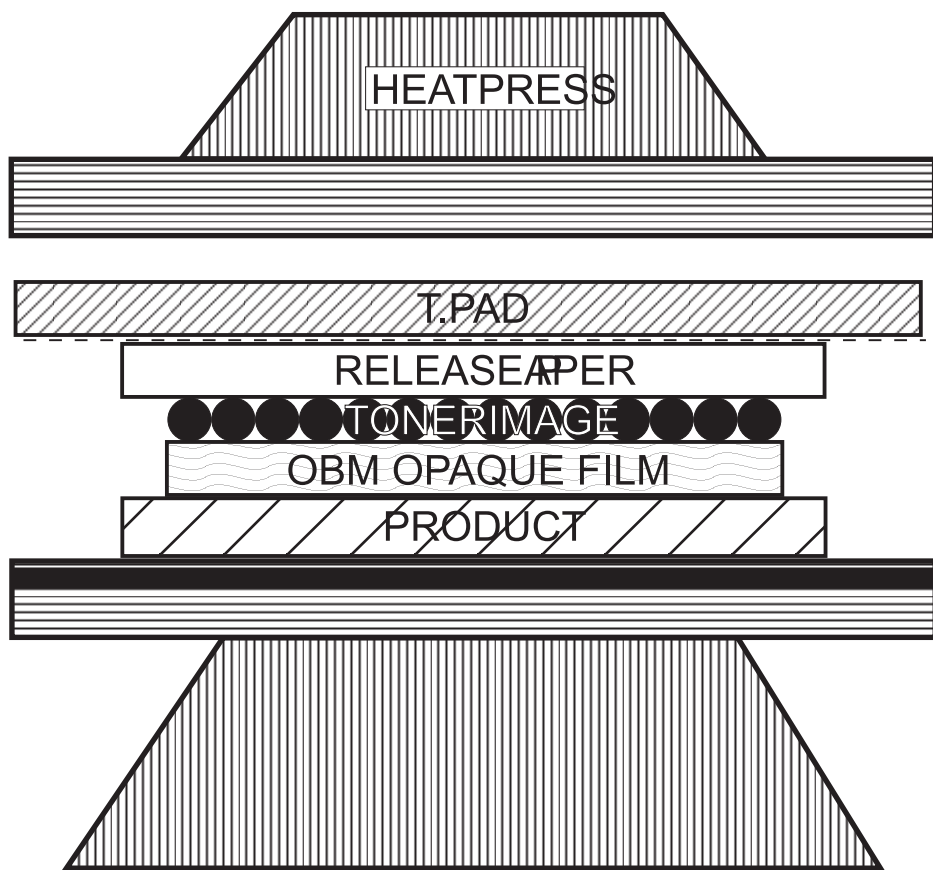
OBM 5.4

with T.Pad at higher T emperature



Trim the OBM Transfer to final shape and size. Strip opaque Film carrying the Image of the backing paper. (Hint: Lay Transfer face down on the table and strip paper off the Film.)

Position Transfer Film face up on the product, cover with Release Paper and place T.Pad on top.




Remove T.Pad and take the product off the heatpress. Strip Release Paper cool.

Note: Release Paper can be used at least 10 times from both sides.

Note: First wash after minimum 24 hours only!

PRINT




OBM 5.4




MIRROR


PRESS



180 °C
360 °F




30-40 SEC



80 PSI
HIGH

STRIP



COOL